

Foundation Programme
in Literacy, Numeracy and Skills
(FPLNS)

हिंदी
HINDI
GRADE 8

Student's Workbook

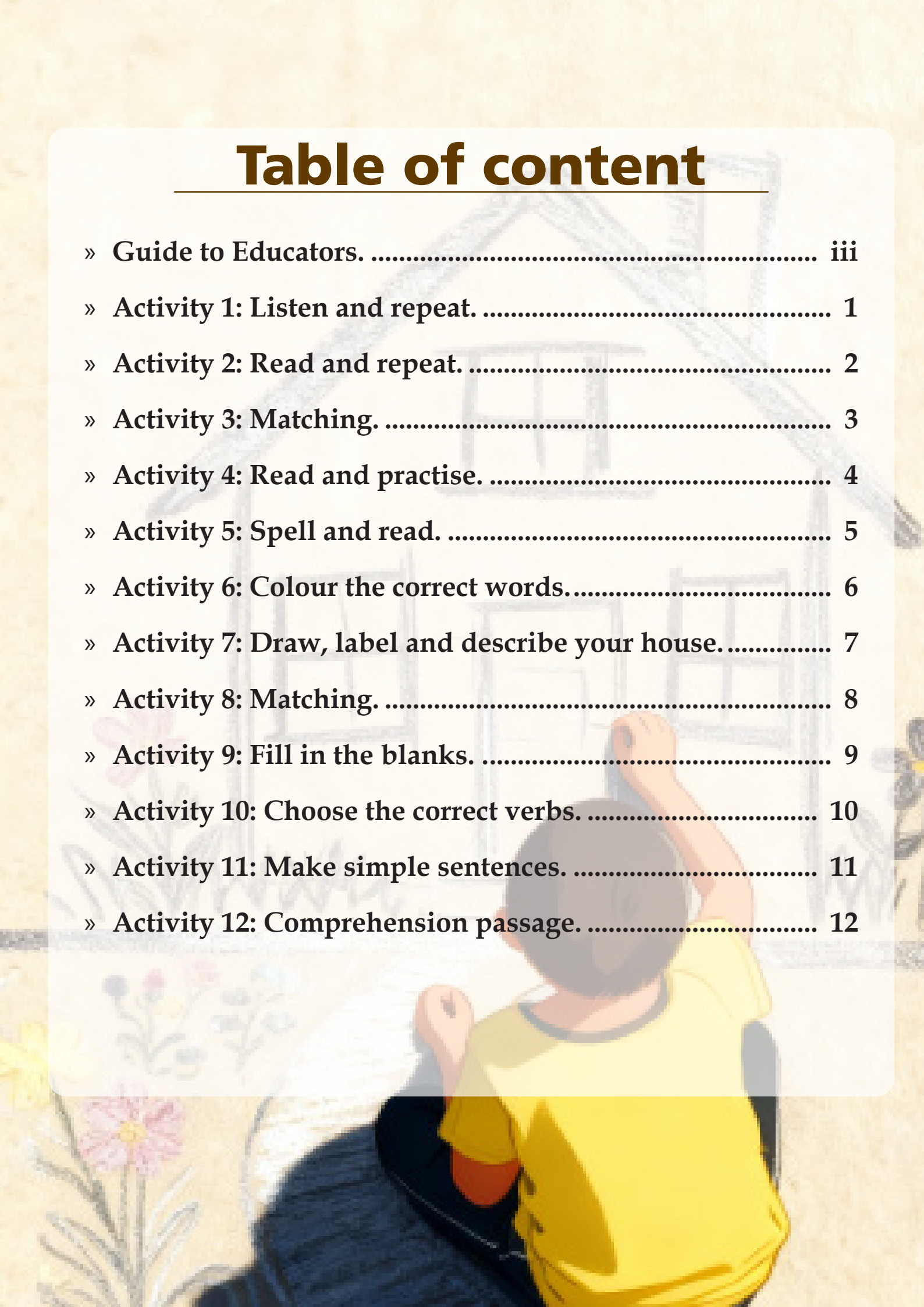
Theme 2: My Immediate Environment
My House

MAHATMA GANDHI INSTITUTE
under the aegis of
MINISTRY OF EDUCATION AND HUMAN RESOURCE
Republic of Mauritius

2026

Table of content

» Guide to Educators.	iii
» Activity 1: Listen and repeat.	1
» Activity 2: Read and repeat.	2
» Activity 3: Matching.	3
» Activity 4: Read and practise.	4
» Activity 5: Spell and read.	5
» Activity 6: Colour the correct words.	6
» Activity 7: Draw, label and describe your house.	7
» Activity 8: Matching.	8
» Activity 9: Fill in the blanks.	9
» Activity 10: Choose the correct verbs.	10
» Activity 11: Make simple sentences.	11
» Activity 12: Comprehension passage.	12



Guide to Educators

Learning Outcomes

- Read and understand vocabulary words related to My House.
- Differentiate and recognise the different parts/areas of the house.
- Use the words related to my house correctly to form simple sentences both orally and in written.

Activities

- Listen and repeat.
- Read and repeat.
- Matching.
- Read and practise.
- Spell and read.
- Colour the correct words.
- Draw, label and describe your house.
- Matching.
- Fill in the blanks.
- Choose the correct verbs.
- Make simple sentences.
- Comprehension passage.

Other Proposed Activities

- My House Activity (Draw your house on a piece of paper and label the different parts / sections by using arrows).
- Colour the favourite parts of your house.
- Sharing of drawings and describing your favourite spot.
- Educators may give a list of other vocabulary words related to the house.

Additional Resources

- Flashcards with images of 'My House'.
- Worksheets (Cut and paste, Fill in the blanks).
- Songs.
- Glue, scissors, crayons.

Portfolio Assessment

- Skills-based assessments.

Activity 1: Listen and repeat.

Reading Activity:

- The Educator recites and explains the meaning to the students.
- The students repeat the poem.

मेरा घर

मेरा प्यारा-प्यारा घर,
सबसे न्यारा मेरा घर ।
धूप, ठंड और वर्षा से,
बचाता मुझको मेरा घर ।
इसमें रहता परिवार मेरा,
सबसे सुंदर मेरा घर ।

मेरा घर

प्रभु मेरे घर को प्यार करो,
मेरे घर का उद्धार करो ।
खुशियाँ ही खुशियाँ हो मन में मेरे ।
दुख से परे हमेशा मेरा परिवार हो ।

The Educator may access the audio-visual version of the poem through these links:

Mera Ghar मेरा घर | Hindi Poems | Nursery Rhymes | Kids Show

<https://www.youtube.com/watch?v=CJcfhsIPmYs>

Prabhu Mere Ghar Ko Pyaar Karo Official Video HD |

<https://www.youtube.com/watch?v=NoJ3JQBkdWw>

Activity 2: Read and repeat.

Reading Activity:

- The Educator explains the given words with emphasis on the alphabets/letters.
- The students read the vocabulary words repeatedly with correct pronunciation.




छत



दरवाज़ा



खिड़की



दीवार



घर



पेड़




फूल



कार / गाड़ी



बाग



आँगन

Activity 3: Matching.

Reading Activity:

- The students read the words with the help of the Educator and match them with the appropriate picture.

घर

दीवार

छत





कार/ गाड़ी

आँगन

फूल

पेड़

बाग




Activity 4: Read and practise.

Listening and Reading Activities:

- The students read the words with the help of the Educator.



बैठक



शयन-कक्ष



रसोईघर



स्नानघर



शौचालय



भोजन-कक्ष

Activity 5: Spell and read.

Reading Activity:

- The Educator explains the given words with emphasis on the alphabets/letters.
- The students spell and read the vocabulary words repeatedly with correct pronunciation.

१. मे + ज़ = मेज़

२. कु + र + सी = कुरसी

३. प + लं + ग = पलंग

४. अ + ल + मा + री = अलमारी

५. सो + फ़ा = सोफ़ा

६. पं + खा = पंखा

७. लैं + प = लैंप

८. फ़्रि + ज = फ़्रिज


९. द + र्प + ण = दर्पण

१०. ब + र + त + न = बरतन


Activity 6: Colour the correct words.

Reading and Writing Activities:


- The Educator reads the names of the given pictures.
- The students choose the correct words from the list, colour them and copy them.




शौचालय रसोईघर



शयन-कक्ष रसोईघर



शयन-कक्ष स्नानघर



अध्ययन-कक्ष स्नानघर



शौचालय बैठक




शौचालय अध्ययन-कक्ष

Activity 7: Draw, label and describe your house.

Speaking and Writing Activities:

The Educator:

- helps the students to draw a house and label the different parts (door, window, roof, garden etc.)
- guides the students to describe the house orally. (Example: My house is big. It has two bedrooms. There is a kitchen. My house is beautiful.)




Activity 8: Matching.

Reading Activity:

- The students read the words with the help of the Educator and match them with the appropriate picture.



बैठक



बाग



भोजन-कक्ष



रसोईघर



शयन-कक्ष

Activity 9: Fill in the blanks.

Reading and Writing Activities:

The students:

- read the following sentences with the help of the Educator and choose the appropriate words to fill in the blanks.
- read the complete sentences repeatedly.

रसोईघर, बैठक, बाग, स्नानघर, शयन-कक्ष

१. — बाग — में फूल हैं।

— बाग में फूल हैं — ।

२. मेरी बहन — में सोती है।

— ।

३. मेरी माँ — में खाना पकाती है।

— ।

४. दादाजी — में स्नान करते हैं।

— ।

५. सोफ़ा — में है।

— ।

Activity 10: Choose the correct verbs.

Reading and Writing Activities:

The students:

- read the following sentences with the help of the Educator and choose the appropriate verbs to fill in the blanks
- read the complete sentences repeatedly.

पकाती, सोती, खेलता, नहाता, देखते

१. दादी शयन-कक्ष में _____ है ।

दा-----|

२. मेरी बहन रसोईघर में _____ है ।

-----|

३. पिताजी बैठक में टीवी -----हैं ।

-----|

४. बालक बाग में ----- है ।

-----|

५. मेरा भाई स्नानघर में ----- है ।

-----|

Activity 11: Make simple sentences.

Reading and Writing Activities:

The students read the given words with the help of the Educator and make simple sentences.

१. घर - छोटा

.....

२. रसोईघर - साफ़

.....

३. बाग - फूल

.....

४. कुरसी - बैठक

.....

५. छत - बिल्ली

.....

Activity 12: Comprehension passage.

Reading and Writing Activities:

The Educator:

- reads and explains the comprehension passage to the students.
- helps the students to answer the questions.

The students practice reading the comprehension passage.

नमस्ते, मैं नीरजा हूँ। मैं ग्रेड आठ में पढ़ती हूँ। यह मेरा घर है। मैं अपने दादा-दादी, माता-पिता तथा भाई के साथ यहाँ रहती हूँ। मेरा घर बहुत सुंदर है। इसमें तीन कमरे हैं। मेरी माँ रसोईघर में खाना पकाती है। मैं शयन-कक्ष में सोती हूँ। हम बैठक में टीवी देखते हैं। मेरे घर के पीछे एक छोटा बाग है। मैं रोज़ पौधों को पानी देती हूँ।

निम्नलिखित प्रश्नों के उत्तर दीजिए:

१. नीरजा किस ग्रेड में पढ़ती है ?

नीरजा ग्रेड ----- में पढ़ती है।

२. नीरजा के घर में कौन-कौन रहता है ?

नीरजा अपने -----, ----- और ----- के साथ घर में रहती है।

३. रसोईघर में खाना कौन पकाता है ?

रसोईघर में ----- खाना पकाती है।

४. नीरजा कहाँ सोती है ?

नीरजा अपने ----- में सोती है ।

५. नीरजा टीवी कहाँ देखती है ?

नीरजा टीवी ----- में देखती है ।

६. बाग कहाँ है ?

बाग घर के ----- है ।

७. नीरजा पौधों को पानी कब देती है ?

नीरजा ----- पौधों को पानी देती है ।